

# Look and See



National Geographic Learning,  
a Cengage Company

**Look and See 1 Student's Book**

Author: Susannah Reed

Publisher: Sherrise Roehr

Executive Editor: Eugenia Corbo

Senior Development Editor: Karen Haller Beer

Director of Global Marketing: Ian Martin

Heads of Strategic Marketing:

Charlotte Ellis (Europe, Middle East, and Africa)

Kiel Hamm (Asia)

Irina Pereyra (Latin America)

Product Marketing Manager: Dave Spain

Senior Content Project Manager: Nick Ventullo

Media Researcher: Leila Hishmeh

Art Director: Brenda Carmichael

Manufacturing Planner: Mary Beth Hennebury

Composition: Composure Graphics, LLC

© 2021 Cengage Learning, Inc.

ALL RIGHTS RESERVED. No part of this work covered by the copyright herein may be reproduced or distributed in any form or by any means, except as permitted by U.S. copyright law, without the prior written permission of the copyright owner.

"National Geographic", "National Geographic Society" and the Yellow Border Design are registered trademarks of the National Geographic Society® Marcas Registradas

For permission to use material from this text or product,  
submit all requests online at [cengage.com/permissions](https://www.cengage.com/permissions)  
Further permissions questions can be emailed to  
[permissionrequest@cengage.com](mailto:permissionrequest@cengage.com)

ISBN: 978-0-357-38097-0

**National Geographic Learning**

200 Pier 4 Boulevard

Boston, MA 02210 USA

Locate your local office at [international.cengage.com/region](https://www.international.cengage.com/region)

Visit National Geographic Learning online at [ELTNGL.com](https://www.eltngl.com)

Visit our corporate website at [www.cengage.com](https://www.cengage.com)

Look and See Student Resources (including audio):

**[ELTNGL.com/lookandsee1](https://www.eltngl.com/lookandsee1)**

**ON THE COVER**

This photo shows a dormouse that appears to be laughing. The photo was taken in Italy, and was entered into the Comedy Wildlife Photography Awards, where it was among the winners for 2017. The Comedy Wildlife Photography Awards is an annual competition among photographers to get the funniest, most unusual photographs of animals in the wild.

© Andrea Zampatti/Comedy Wildlife Photo Awards

# Look and See <sup>1</sup>

Susannah Reed



# Scope and Sequence

**What's your name?** p.4

*What's your name?  
My name's ...*

**1**  
**Hello!**  
p.5



**Words**  
Hello!  
Goodbye.  
Say hello.  
Wave goodbye.  
Stand up.  
Sit down.  
Open your book.  
Close your book.

**Structure**  
*How are you?  
I'm fine, thank you.*

**Value**  
Make friends.

**Letters and Sounds/  
Numbers**

Aa /æ/

**Content Connections**

**Video**

Social Science

How do people say hello around the world?

**Project**

A puppet

**2**  
**School**  
p.11



**Words**  
school  
apron  
bag  
chair  
crayon  
pencil  
table

**Structure**  
*What's this?  
It's a pencil.*

**Value**  
Take care of your things.

1, 2

Social Science

How are classrooms different around the world?

A pencil holder

**3**  
**Colors**  
p.17



**Words**  
paint  
blue  
green  
orange  
purple  
red  
yellow

**Structure**  
*What color is the book?  
It's red.*

**Value**  
Be creative.

Ee /ε/

Art

What happens when we mix primary colors?

A squish painting

**4**  
**Toys**  
p.23



**Words**  
train  
ball  
bus  
car  
doll  
puppet  
teddy bear

**Structure**  
*I have a ball.*

**Value**  
Share your toys.

3, 4

Social Science

What land transportation do we use?

A bus collage

**5**  
**Let's Move!**  
p.29



**Words**  
body  
arms  
feet  
hands  
head  
legs  
tummy

**Structure**  
*Touch your head.  
Move your hands.*

**Value**  
Be active.

li /ɪ/

Music, Physical Education

What are different ways to dance?

A shaker

# Look and See

# 1

## 6

### Food

p. 35



**Words**

apple  
banana  
carrot  
cracker  
milk  
orange  
water

**Structure**

*I like oranges.  
Me, too!*

**Value**

Choose healthy food.

**Letters and Sounds/  
Numbers**

5, 6

**Content Connections**

**Video**

Science

How do plants grow?

**Project**

An apple tree book

## 7

### My Family

p. 41



photo  
brother  
dad  
grandma  
grandpa  
mom  
sister

*This is my mom.*

Be good to your family.

Oo /a/

Science

Do animals live in families?

A photo frame

## 8

### On the Farm

p. 47



chicken  
cat  
cow  
dog  
goat  
horse  
sheep

*Is it a cow?  
No, it isn't.  
Is it a horse?  
Yes, it is.*

Take care of animals.

7, 8

Science

What do we get from farm animals?

A paper-plate  
sheep

## 9

### My Clothes

p. 53



hat  
jacket  
shoes  
shorts  
socks  
T-shirt  
black, brown,  
white

*My T-shirt is orange.  
My shorts are red.*

Dress yourself.

Uu /ʌ/

Social Science

How is wool made into clothes?

A yarn sweater

## 10

### Outside

p. 59



frog  
bird  
fish  
flower  
leaf  
rainbow  
tree

*How many birds?  
Four birds.*

Explore outside.

9, 10

Science

What animals use camouflage?

A camouflaged animal picture

Girls shaking hands at school,  
Bangladesh



What's your name?

My name's Jian.



**STRUCTURE:** *What's your name? My name's Jian.*

**1** Look and see. **2** TR: 0.1 Listen and say. **3** TR: 0.2 Listen and sing. **4** TR: 0.3 Sing and do.

# Hello! <sup>UNIT</sup> 1



Happy children at school, Mongolia

## LESSON 1

NEW WORDS: *Hello!, Goodbye.*

1 Look and see. 2 SC:1 Watch. 3 TR: 1.1 Listen and say. 4 TR: 1.2 Listen and do.



Open your book.



Close your book.



Stand up.



Sit down.

Wave  
goodbye.



Say hello.



A girl waving goodbye,  
Bulgaria

LESSON  
2

NEW WORDS: Say hello. Wave goodbye. Stand up. Sit down. Open your book. Close your book.

1 TR: 1.3 Listen and point. 2 TR: 1.4 Listen and do. 3 TR: 1.5 Listen again and do.



How are you?

I'm fine, thank you.

**LESSON**  
**3**

**STRUCTURE:** *How are you? I'm fine, thank you.*

**1** TR: 1.6 Listen and point. **2** TR: 1.7 Listen and say. **3** Play and say.





Friends playing together,  
Malaysia

**VALUE**



**Make friends.**


**LESSON**  
**4**

**SONG AND VALUE:** *Make friends.*

**1** TR: 1.8 Listen and point. **2** TR: 1.9 Listen and sing. **3** TR: 1.10 Sing and do. **4** Stick.




A



a

Aa



LESSON  
5

LETTERS AND SOUNDS: Aa, /æ/

1 TR: 1.11 Listen and point. 2 TR: 1.12 Listen. Trace and say. 3 TR: 1.13 Listen and chant. 4 Draw and say.



**Inupiaq children saying hello, Alaska, USA**

**LESSON**  
**6**

**VIDEO** Content Word: *world*

1 Look and see. 2 **SC:2** Watch. 3 **SC:2** Watch and say.



**LESSON**  
**7**

**PROJECT**  
1 Make.

# School <sup>UNIT</sup> 2

A girl on her way to school,  
Ivory Coast

## LESSON 1

NEW WORD: *school*


1 Look and see. 2 SC: 3 Watch. 3 TR: 2.1 Listen and say. 4 TR: 2.2 Listen and do.



apron



bag



pencil



table



chair



crayon

Boy at school,  
Guatemala

LESSON  
**2**

NEW WORDS: *apron, bag, chair, crayon, pencil, table*

1 TR: 2.3 Listen and point. 2 TR: 2.4 Listen and say. 3 TR: 2.5 Listen and chant.



What's this?

It's a pencil.

LESSON  
3

STRUCTURE: *What's this? It's a pencil.*

1 TR: 2.6 Listen and point. 2 TR: 2.7 Listen and say. 3 Play and say.





Boys reading together, UAE

**VALUE**



**Take care of your things.**

**LESSON 4**

**SONG AND VALUE:** *Take care of your things.*

**1** TR: 2.8 Listen and point. **2** TR: 2.9 Listen and sing. **3** TR: 2.10 Sing and do. **4** Stick.





Girls and boys in school, Vietnam

Children reading in school, Georgia

LESSON 6

VIDEO Content Words: *classroom, different, fun, teacher*  
1 Look and see. 2 SC:4 Watch. 3 SC:4 Watch and say.

LESSON 7

PROJECT  
1 Make.



# Colors

UNIT  
**3**



A girl covered in paint

LESSON  
**1**

NEW WORD: *paint*

1 Look and see. 2 SC: 5 Watch. 3 TR: 3.1 Listen and say. 4 TR: 3.2 Listen and do.



red

orange

yellow

green

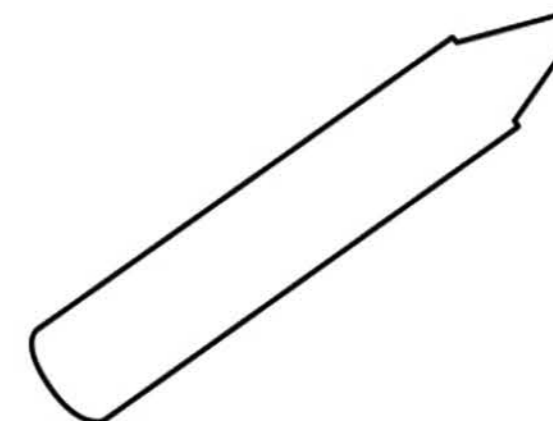
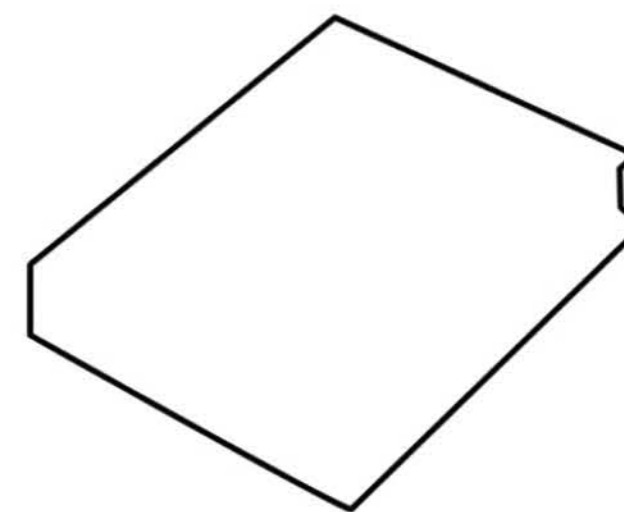
blue

purple

LESSON  
**2**

NEW WORDS: *blue, green, orange, purple, red, yellow*

1 TR: 3.3 Listen and point. 2 TR: 3.4 Listen and say. 3 TR: 3.5 Listen and chant.



What color is the book?



It's red.

LESSON  
3

STRUCTURE: *What color is the book? It's red.*

1 TR: 3.6 Listen and point. Draw. 2 TR: 3.7 Listen and say. 3 Color and say.

A child with artwork,  
Brazil



VALUE




Be creative.

LESSON  
4

SONG AND VALUE: *Be creative.*

1 TR: 3.8 Listen and point. 2 TR: 3.9 Listen and sing. 3 TR: 3.10 Sing and do. 4 Stick.



LESSON  
5

LETTERS AND SOUNDS: Ee, /ɛ/

1 TR: 3.11 Listen and point. 2 TR: 3.12 Listen. Trace and say. 3 TR: 3.13 Listen and chant. 4 Draw and say.



LESSON  
**6**

VIDEO Content Words: *make, picture*

1 Look and see. 2 SC:6 Watch. 3 SC:6 Watch and say.

LESSON  
**7**

PROJECT

1 Make.



# Toys 4



A train show at the New York Botanical Garden, USA

LESSON  
**1**

NEW WORD: *train*

1 Look and see. 2 SC: 7 Watch. 3 TR: 4.1 Listen and say. 4 TR: 4.2 Listen and do.



puppet



doll



teddy bear



ball



bus



A boy with his toy car, UAE

car

LESSON  
2

NEW WORDS: *ball, bus, car, doll, puppet, teddy bear*

1 TR: 4.3 Listen and point. 2 TR: 4.4 Listen and say. 3 TR: 4.5 Listen and chant.



I have a ball.



Two.



**LESSON**  
**3**

**STRUCTURE:** *I have a ball.*

**1** TR: 4.6 Listen and point. **2** TR: 4.7 Listen and say. **3** Play and say.

Boys playing with toy cars, South Africa



Girls playing with toys, China



VALUE



Share your toys.

LESSON  
4

SONG AND VALUE: *Share your toys.*

1 TR: 4.8 Listen and point. 2 TR: 4.9 Listen and sing. 3 TR: 4.10 Sing and do. 4 Stick.



3



4





Trains, buses, and cars, Malaysia

**LESSON 7** PROJECT  
1 Make.

**LESSON 6**

VIDEO Content Words: *big, pink, small*

1 Look and see. 2 SC: 8 Watch. 3 SC: 8 Watch, point, and say.

# Let's Move!

UNIT

5



A boy practicing kung fu, China

LESSON  
1

NEW WORD: *body*

1 Look and see. 2 SC: 9 Watch. 3 TR: 5.1 Listen and say. 4 TR: 5.2 Listen and do.



LESSON  
**2**

NEW WORDS: *arms, feet, hands, head, legs, tummy*

1 TR: 5.3 Listen and point. 2 TR: 5.4 Listen and say. 3 TR: 5.5 Listen and chant.

# touch



# move



Touch your head.

Move your hands.

## LESSON 3

**STRUCTURE:** Touch your head. Move your hands.

**1 TR: 5.6** Listen and point. **2 TR: 5.7** Listen and say. **3** Play and say.





Children dancing together,  
China

VALUE




Be active.

LESSON  
4

SONG AND VALUE: *Be active.*

1 Look and see. 2 TR: 5.8 Listen and do. 3 TR: 5.9 Listen and sing. 4 Stick.



LESSON  
**5**

LETTERS AND SOUNDS: li, /ɪ/

1 TR: 5.10 Listen and point. 2 TR: 5.11 Listen. Trace and say. 3 TR: 5.12 Listen and chant. 4 Draw and say.



Dancers at a festival, Mexico



LESSON 7 PROJECT  
1 Make.

A stack of six paper cups, alternating in color between red and yellow. The stack is shown against a dark purple background within a rounded rectangular frame.

LESSON 6

VIDEO Content Words: *clap, dance, left, right, stomp*

1 Look and see. 2 SC: 10 Watch. 3 SC: 10 Watch and do.

# Food <sup>UNIT</sup> 6



An apple orchard, USA

## LESSON 1

NEW WORD: *apple*

1 Look and see. 2 SC: 11 Watch. 3 TR: 6.1 Listen and say. 4 TR: 6.2 Listen and do.



carrot



orange



banana



milk



cracker



water

LESSON  
**2**

NEW WORDS: *banana, carrot, cracker, milk, orange, water*

1 TR: 6.3 Listen and point. 2 TR: 6.4 Listen and say. 3 TR: 6.5 Listen and chant.



I like oranges.

Me, too!




**LESSON**  
**3**

**STRUCTURE:** *I like oranges. Me, too!*

**1** TR: 6.6 Listen and point. **2** TR: 6.7 Listen and say. **3** Color and say.

A fruit market, Indonesia



VALUE






Choose healthy food.

LESSON  
4

SONG AND VALUE: *Choose healthy food.*

1 TR: 6.8 Listen and point. 2 TR: 6.9 Listen and sing. 3 TR: 6.10 Sing and do. 4 Stick.





LESSON  
**6**

VIDEO Content Words: *grow, plant, seed, tree*

1 Look and see. 2 SC: 12 Watch. 3 SC: 12 Watch, point, and say.



LESSON  
**7**

PROJECT

1 Make.

# My Family

UNIT  
**7**

A family celebration, China

LESSON  
**1**

NEW WORD: *photo*

1 Look and see. 2 SC:13 Watch. 3 TR:7.1 Listen and say. 4 TR:7.2 Listen and do.

A family, India

mom

dad

sister

brother

grandma

grandpa

sister


me

LESSON  
2

NEW WORDS: *brother, dad, grandma, grandpa, mom, sister*

1 TR: 7.3 Listen and point. 2 TR: 7.4 Listen and say. 3 TR: 7.5 Listen and chant.

This is my mom.



**LESSON**  
**3**

**STRUCTURE:** *This is my mom.*

- 1** TR: 7.6 Listen and point. **2** TR: 7.7 Listen and say. **3** Draw and say.



A boy and his  
grandma, Slovakia

**VALUE**





**Be good to  
your family.**

**LESSON  
4**

**SONG AND VALUE:** *Be good to your family.*

**1** TR: 7.8 Listen and point. **2** TR: 7.9 Listen and sing. **3** TR: 7.10 Sing and do. **4** Stick.



LESSON  
5

LETTERS AND SOUNDS: Oo, /a/

1 TR: 7.11 Listen and point. 2 TR: 7.12 Listen. Trace and say. 3 TR: 7.13 Listen and chant. 4 Draw and say.

Lions and elephants, Kenya



A green box with a red handle and a photo of meerkats. The box is decorated with colorful buttons around the edges. The photo shows a group of meerkats sitting together.

LESSON 6

VIDEO Content Words: *baby, cub, lion*

1 Look and see. 2 SC: 14 Watch. 3 SC: 14 Watch, point, and say.

LESSON 7

PROJECT

1 Make.

# On the Farm

# 8



Chickens leaving their coop, USA

## LESSON 1

NEW WORD: *chicken*

1 Look and see. 2 SC: 15 Watch. 3 TR: 8.1 Listen and say. 4 TR: 8.2 Listen and do.



COW



horse



sheep



dog



cat




goat

LESSON  
2

NEW WORDS: *cat, cow, dog, goat, horse, sheep*

1 TR: 8.3 Listen and point. 2 TR: 8.4 Listen and say. 3 TR: 8.5 Listen and chant.



Is it a cow?

No, it isn't.

Is it a horse?

Yes, it is.



**LESSON**  
**3**

**STRUCTURE:** *Is it a cow? No, it isn't. Is it a horse? Yes, it is.*

**1** TR: 8.6 Listen and point. **2** TR: 8.7 Listen and say. **3** Play and say.



A boy feeding a horse, Australia



A girl feeding a lamb, USA

VALUE





Take care of animals.

LESSON  
4

SONG AND VALUE: *Take care of animals.*

1 TR: 8.8 Listen and point. 2 TR: 8.9 Listen and sing. 3 TR: 8.10 Sing and do. 4 Stick.





LESSON  
**6**

VIDEO Content Words: *egg, wool*

1 Look and see. 2 SC: 16 Watch. 3 SC: 16 Watch, point, and say.

LESSON  
**7**

PROJECT

1 Make.

# My Clothes

UNIT  
**9**



Children with hats, Peru

LESSON  
**1**

NEW WORD: *hat*

1 Look and see. 2 SC: 17 Watch. 3 TR: 9.1 Listen and say. 4 TR: 9.2 Listen and do.



Girls at an ice festival, South Korea

LESSON  
2

NEW WORDS: *jacket, shoes, shorts, socks, T-shirt; black, brown, white*

1 TR: 9.3 Listen and point. 2 TR: 9.4 Listen and say. 3 TR: 9.5 Listen and chant.



My T-shirt is orange.

My shorts are red.

LESSON  
3


STRUCTURE: *My T-shirt is orange. My shorts are red.*

1 TR: 9.6 Listen and point. 2 TR: 9.7 Listen and say. 3 Play and say.





A boy with a yellow jacket, Germany



A girl with white shoes, UK

VALUE



Dress yourself.




LESSON  
4

SONG AND VALUE: *Dress yourself.*

1 TR: 9.8 Listen and point. 2 TR: 9.9 Listen and sing. 3 TR: 9.10 Sing and do. 4 Stick.



U



u

Uu



LESSON  
5

LETTERS AND SOUNDS: Uu, /ʌ/

1 TR: 9.11 Listen and point. 2 TR: 9.12 Listen. Trace and say. 3 TR: 9.13 Listen and chant. 4 Draw and say.



LESSON  
**6**

VIDEO Content Words: *scarf, sweater, yarn*

1 Look and see. 2 SC: 18 Watch. 3 SC: 18 Watch, point, and say.



LESSON  
**7**

PROJECT

1 Make.

# Outside 10



Dumpy tree frogs in the rain, Indonesia

## LESSON 1

NEW WORD: *frog*

1 Look and see. 2 SC:19 Watch. 3 TR:10.1 Listen and say. 4 TR:10.2 Listen and do.



The Alps, Italy

rainbow

flower



tree



bird



leaf



fish

LESSON 2

NEW WORDS: *bird, fish, flower, leaf, rainbow, tree*

1 TR: 10.3 Listen and point. 2 TR: 10.4 Listen and say. 3 TR: 10.5 Listen and chant.



How many birds?

Four birds.



**LESSON**  
**3**

**STRUCTURE:** *How many birds? Four birds.*

**1** TR: 10.6 Listen and point. **2** TR: 10.7 Listen and say. **3** Play and say.

Three parrots, Costa Rica



VALUE







Explore outside.

LESSON  
4

SONG AND VALUE: *Explore outside.*

1 TR: 10.8 Listen and point. 2 TR: 10.9 Listen and sing. 3 TR: 10.10 Sing and do. 4 Stick.





**LESSON 7** PROJECT  
1 Make.

**LESSON 6**

VIDEO Content Words: *bug, lizard*

1 Look and see. 2 SC: 20 Watch. 3 SC: 20 Watch, point, and say.

UNIT  
1

## ☺ Hello!

Hello, my friend.  
How are you?  
I'm fine, thank you.  
I'm fine, too.

[Chorus]  
Let's say hello!  
Let's make friends.  
Let's make friends together.

Hello, my friend.  
How are you?  
I'm fine, thank you.  
I'm fine, too.

[Chorus]



UNIT  
2

## ☺ School

What's this?  
It's a book.  
It's my book.  
My nice, new book!

Take care of your book.  
Take care of your things.

What's this?  
It's a pencil.  
It's my pencil.  
My nice, new pencil!

Take care of your pencil.  
Take care of your things.





## UNIT 3

### Colors

Here is red and yellow, too.  
Here is green and blue.

*[Chorus]*

Look at the colors,  
beautiful colors!  
What colors can you see?

Here is green and yellow, too.  
Here is red and blue.

*[Chorus]*

## UNIT 4

### Toys

I have a car.  
And I have a car.  
Two cars—one and two.  
One for me and one for you.

Let's share the cars.  
Let's share the toys!

I have a ball.  
And I have a ball.  
Two balls—one and two.  
One for me and one for you.

Let's share the balls.  
Let's share the toys!



UNIT  
5

## Let's Move!

Move your arms.  
Move your hands.  
Up and down,  
arms and hands.

[Chorus]

Let's be active:  
one, two, three!  
Move your body.  
Move with me!

Touch your legs.  
Touch your feet.  
Hands down,  
and touch your feet.

[Chorus]



UNIT  
6

## Food

I like apples.  
I like oranges.  
I like bananas, too.

[Chorus]  
Look at the food.  
It's healthy food.  
Food for me and you.

I like bananas.  
I like apples.  
I like oranges, too.

[Chorus]



## UNIT 7

### My Family

Hello, Grandma. This is for you.  
This is for me?  
Oh, thank you! Thank you!  
A nice surprise for me.

[Chorus]  
Be good to your family.  
All your family.

Hello, Grandpa. This is for you.  
A hug for me?  
Oh, thank you! Thank you!  
A nice, big hug for me.

[Chorus]

## UNIT 8

### On the Farm

What's this? Is it a horse?  
Yes, it is. It's a horse.  
It's my horse, Maxi.  
Here you are, Maxi.  
This is for you.

Take care of your horse.  
Take care of animals.

What's this? Is it a goat?  
No, it isn't. It's a lamb.  
It's my lamb, Suzy.  
Here you are, Suzy.  
This is for you.

Take care of your lamb.  
Take care of animals.



UNIT  
9

## My Clothes

I have a jacket.  
Look at my jacket.  
My jacket is yellow.

Put on your jacket,  
your yellow jacket.  
Dress yourself today.

I have two shoes.  
Look at my shoes.  
My shoes are white.

Put on your shoes,  
your white shoes.  
Dress yourself today.



UNIT  
10

## Outside

*[Chorus]*

Come outside.  
Explore outside.  
Explore outside with me!

Look at the birds.  
How many birds?  
Three birds—one, two, three.

*[Chorus]*

Look at the flowers.  
How many flowers?  
Three flowers—one, two, three.



**Aa**

alligator



**Bb**

beaver



**Cc**

camel



**Dd**

duck




**Ii**

iguana



**Jj**

jaguar



**Kk**

kangaroo



**Ll**

lion



**Qq**

quail



**Rr**

reindeer



**Ss**

seal



**Tt**

tiger



**Uu**

umbrellabird



**Ee**  
elephant



**Ff**  
fish



**Gg**  
gorilla



**Hh**  
hippo



**Mm**  
monkey



**Nn**  
numbat



**Oo**  
octopus



**Pp**  
panda



**Vv**  
vulture



**Ww**  
wolf



**Xx**  
fox



**Yy**  
yak



**Zz**  
zebra

## CREDITS

**PHOTOS:** 2 (f) © Jan Zammit; (mt) Courtesy of Frank DeJongh/UNICEF; (m) joey333/Stock/Getty Images; (mb) Xinhua News Agency/Getty Images; (b) Look/Alamy Stock Photo; 3 (f) © Inge Johnsson; (mf) © John Stanmeyer; (m) © Charlie Hamilton James/National Geographic Image Collection; (mb) Otagrapher/Pilar Olivares/Reuters; (b) © Courtesy of Ajar Setiadi; 4 Courtesy of UNICEF/UNI138867/Haque; 5 © Jan Zammit; 6 (fl) Kati/E+/Getty Images; (tr) David Hanson/Aurora Photos; (bl) paultarassenko/Shutterstock.com; (bm) Tetra Images, LLC/Alamy Stock Photo; (br) AustinandAugust/Shutterstock.com; (background) praetorianphoto/Stock/Getty Images; 8 AT Photography/Moment/Getty Images; 9 (f) Joel Sartore/National Geographic Image Collection; (b) reptiles4all/Shutterstock.com; 10 Design Pics Inc/Alamy Stock Photo; (project) © 2021 Cengage; 11 Courtesy of Frank DeJongh/UNICEF; 12 (fl) ZouZou/Shutterstock.com; (fm) iprachenko/Shutterstock.com; (tr) Mega Pixel/Shutterstock.com; (m) John Kasawa/Shutterstock.com; (b) Juris Kraulis/Alamy Stock Photo; (background) Keith Levit/Perspectives/Getty Images; 13 (fl) lavizta/Shutterstock.com; (fm) chalurumon onnongwa/Shutterstock.com; (tr) daizuoxin/Shutterstock.com; (b) Natalya Erofeeva/Shutterstock.com; (br) AlexKru/ Shutterstock.com; (background) PowerUp/Shutterstock.com; 14 © Annie Griffiths; (inset) Westend61/Getty Images; 15 (f) Sergiy Tryapitsyn/Alamy Stock Photo; (m) Brian A Jackson/Shutterstock.com; (b) recebin/Shutterstock.com; 16 (f) Xinhua/eyevine/Redux; (b) Vano Shlamov/AFP/Getty Images; (project) © 2021 Cengage; 17 joey333/Stock/Getty Images; 18 Mark Mawson/Stone/Getty Images; 19 (all) irin-k/Shutterstock.com; 20 © Children at Risk Foundation; 21 (f) Joel Sartore/National Geographic Image Collection; (b) Andre Klapper/Shutterstock.com; 22 SasPartout/Shutterstock.com; (project) © 2021 Cengage; 23 Xinhua News Agency/Getty Images; 24 (fl) Sintez/Stock/Getty Images; (tr) Dorling Kindersley Ltd/Alamy Stock Photo; (ml) CykOtie/Shutterstock.com; (mr) taweesak thiprod/Shutterstock.com; (b) kyoshino/Stock/Getty Images; (background) Celia Peterson/Getty Images; 26 (l) AfriPics.com/Alamy Stock Photo; (r) John Warburton-Lee Photography/Alamy Stock Photo; 27 (f) Twin Design/Shutterstock.com; (m) Chayapon Bootboonneam/EyeEm/Getty Images; (r) Mega Pixel/Shutterstock.com; 28 Nikada/Stock Unreleased/Getty Images; (project) © 2021 Cengage; (l) Layland Masuda/Moment/Getty Images; (ml) Pongnaret Palamon/Shutterstock.com; (mr) paulaphoto/Shutterstock.com; (r) FotoAndalucia/Shutterstock.com; 29 Look/Alamy Stock Photo; 30 Alison Crane Photography/Moment/Getty Images; 31 (fl) Westend61 GmbH/Alamy Stock Photo; (fm) Dave King/Dorling Kindersley/Getty Images; (fm) Werli Francois/Alamy Stock Photo; (tr) Karen Anderson/Moment Open/Getty Images; (bl) Apichet Chakreeyarut/Alamy Stock Photo; (bml) ViewStock/Getty Images; (bmr) sarahwolfephotography/Moment/Getty Images; (br) Maisie Paterson/Tetra images/Getty Images; (background) natrot/Shutterstock.com; 32 Philipp Engelhorn/aiif/Redux; 33 (f) Joel Sartore/National Geographic Photo Ark/National Geographic Image Collection; (b) Rosa Jay/Shutterstock.com; 34 Larry Dale Gordon/The Image Bank/Getty Images; (project) © 2021 Cengage; 35 © Inge Johnsson; 36 (f) pidjoe/istock/Getty Images; (ml) Cheers Group/Shutterstock.com; (mm) Sergey Ivanychev/EyeEm/Getty Images; (mr) Tarasyuk Igor/Shutterstock.com; (b) Jiri Hera/Shutterstock.com; (background) Johanna Parkin/Photolibrary/Getty Images; 37 (fl) gu min/Shutterstock.com; (fm) sta/Shutterstock.com; (tr) Suzanne Tucker/Shutterstock.com; (bl) Tania Bertoni/Shutterstock.com; (bm) gowithstock/Shutterstock.com; (br) abimages/Shutterstock.com; (background) weedezign/Shutterstock.com; 38 brytta/Stock/Getty Images; 39 (fl) Cheers Group/Shutterstock.com; (tr) Sergey Ivanychev/EyeEm/Getty Images; (m) Anna Kucherova/Shutterstock.com; (b) Peter Dazeley/Photographer's Choice/Getty Images; 40 (fl) hacohob/Shutterstock.com; (fm) Valentina Razumova/Shutterstock.com; (fm/background) kzww/Shutterstock.com; (tr) Lumikk555/Stock/Getty Images; (bl) Robert Schneider/Alamy Stock Photo; (br) bxfra/Moment/Getty Images; (project) © 2021 Cengage; 41 © John Stanmeyer; 42 subodhsathe/Stock/Getty Images; 44 (f) Halfpoint/Stock/Getty Images; (b) Jose Luis Pelaez Inc/DigitalVision/Getty Images; 45 (f, b) Joel Sartore/National Geographic Image Collection; 46 (f) David Lazar/Moment Select/Getty Images; (b) Anup Shah/Nature Picture Library; (project) © 2021 Cengage; imageBROKER/Alamy Stock Photo; 47 © Charlie Hamilton James/National Geographic Image Collection; 48 (l) piitta/Shutterstock.com; (ml) yuris/Shutterstock.com; (m) Matteo Fagiolino/Moment/Getty Images; (mr) MiaQu/Shutterstock.com; (r) lonelV/Shutterstock.com; (background) John Eveson/Minden Pictures; 49 (fl, fml) © Virginia Collins/EyeEm/Getty Images; (fm) © Sherjaca/Shutterstock.com; (fm, fr) © Nicole Mulstay/Shutterstock.com; (tr) © Maika 777/Moment/Getty Images; (bl, br) © chaoss/Shutterstock.com; (br) © Skumer/Shutterstock.com; (background) © goory/Shutterstock.com; 50 (l) Belinda Dimarzio-Bryan/EyeEm/Getty Images; (r) Cavan Images/Cavan/Getty Images; 51 (fl) Kuznetsov Alexey/Shutterstock.com; (tr) Valentina\_S/Shutterstock.com; (m) prochasson frederic/Shutterstock.com; (b) Chris Winsor/Moment/Getty Images; 52 (fl) Alfribeiro/Stock/Getty Images; (tr) PaulGrecaud/Stock/Getty Images; (b) Walter Bibikow/age fotostock/Robert Harding; (project) © 2021 Cengage; 53 Otagrapher/Pilar Olivares/Reuters; 54 (f) Iuliia Syratina/Shutterstock.com; (ml) SakisPagonas/Shutterstock.com; (mr) New Africa/Shutterstock.com; (b) PhotoAlto/Laurence Mouton/PhotoAlto Agency RF Collections/Getty Images; (background) Merino Boermans/Cavan/Alamy Stock Photo; 55 (l) baona/Stock/Getty Images; (m) Watthano/Shutterstock.com; (r) Hogan Imaging/Shutterstock.com; (background) Alexlukin/Shutterstock.com; 56 (l) Westend61/Getty Images; (r) Dorling Kindersley/Getty Images; 57 (f) Joel Sartore/National Geographic Image Collection; (b) Ignacio Yufera/Biosphoto/Alamy Stock Photo; 58 (fl) berna namoglu/Shutterstock.com; (tr) Norbert Scarella/Robert Harding; (bl) elina nova/Shutterstock.com; (br) Halfpoint/Stock/Getty Images; (project) © Cengage; 59 Courtesy of Ajar Setiadi; 60 (l) rsool/Shutterstock.com; (ml) Kasperczak Bohdan/Shutterstock.com; (mr) Brian Janssen/Alamy Stock Photo; (r) Pavaphon Supanantanont/Shutterstock.com; (background) TomasSereda/Stock/Getty Images; 62 (f) Bence Mate/Nature Picture Library; (b) draasipos0323/Stock/Getty Images; 63 (fl) Fotofermer/Shutterstock.com; (tr) Barbol/Shutterstock.com; (m) Olhastock/Shutterstock.com; (b) Super Prin/Shutterstock.com; 64 (fl) robertharding/Image Bank Film/Getty Images; (fm) Discovod/Getty Images; (tr) National Geographic Image Collection; (b) Multi-bits/Image Bank Film/Getty Images; (project) © 2021 Cengage; 65 (l) AT Photography/Moment/Getty Images; (r) Annie Griffiths/NGL Life as Lived; 66 (l) © Children at Risk Foundation; (r) John Warburton-Lee Photography/Alamy Stock Photo; 67 (l) Philipp Engelhorn/aiif/Redux; (r) brytta/Stock/Getty Images; 68 (l) Jose Luis Pelaez Inc/DigitalVision/Getty Images; (r) Belinda Dimarzio-Bryan/EyeEm/Getty Images; 69 (l) Westend61/Getty Images; (r) Bence Mate/Nature Picture Library; 70 (fl, bmr, br) Joel Sartore/National Geographic Image Collection; (fml, fmr, tr, ml, mml, mnr, mr, bl, bml, bm) Joel Sartore/National Geographic Photo Ark/National Geographic Image Collection; 71 (fl, mr, bml) Joel Sartore/National Geographic Image Collection; (fml, fmr, tr, ml, mml, mr, bl, bm, bmr, br) Joel Sartore/National Geographic Photo Ark/National Geographic Image Collection; **Back Cover** Joel Sartore/National Geographic Image Collection.

**ILLUSTRATIONS:** All mascot artwork created by Fabiana Faiallo; 7, 25, 61 Jill Dubin/Painted Words, Claire Easton; 8, 14, 20, 26, 32, 38, 43, 44, 50, 56, 62 Fabiana Faiallo; 19 Mary Rojas/Maggie Beyer Sprinzeles.



Thank you to the educators who provided invaluable feedback during the development of *Look and See*:

## **EXPERT PANEL**

**Peggy Chen**, Researcher, Magic English School, Beijing  
**Lingyu Wang**, Management Trainee, New Oriental Stars, Beijing  
**Yinshuo Liu**, Research and Development Manager, MaXen Education, Beijing  
**Claire Henderson Venables**, Director, Active English, Brazil  
**Gregg Schroeder**, Author, Hong Kong  
**Jaqueline Hernández**, English Coordinator, Colegio Madrid, Mexico  
**Aleksandra Siwiak**, Head Teacher, Ala Ma Kota, Poland  
**Begoña Bravo Salas**, Bachelor of Pedagogy and Children's Teacher, La Salle Santander, Spain

## **REVIEWERS**

### **ASIA**

**Wei Liu**, Beijing Joyin Edu Co. Ltd, Beijing  
**Li Zhao**, Blueberry Education Group, Beijing  
**Cathy Li**, Jengkol Education, Beijing  
**Jing Liu**, Sam's Family, Beijing  
**Travis Stewart**, Egroup, Hanoi  
**Hung, Ma Nguyen Quoc**, Hanoi University of Foreign Languages, Hanoi  
**Peter Waters**, Apollo English, Ho Chi Minh City  
**Lila Rodriguez**, EMASI Bilingual Schools, Ho Chi Minh City  
**Tu Trieu**, YOLA, Ho Chi Minh City  
**Linny Andreas**, Kanaan Global School, Jakarta  
**Isabela Indah**, Saint John's Catholic School Meruya Campus, Jakarta  
**Gisela Murai**, Gigi's English Delivery, Kasugai  
**Dr Elsie Chin**, Cambridge English For Life, Kuala Lumpur  
**Dave Dawang**, Osaka YMCA Tennoji Language Center, Osaka  
**Cailean Babcock**, Osaka YMCA Tennoji Language Center, Osaka  
**Rica Narita**, Osaka YMCA Tennoji Language Center, Osaka  
**Michelle Arkham**, Osaka YMCA Tennoji Language Center, Osaka  
**Heather Hofer**, Dynamic Language Centre Malaysia, Penang  
**Por Lundy**, Western International School, Phnom Penh  
**Tracy Wu**, EF Education First, Shanghai  
**Echo Zhao**, Hsuanhuai, Shanghai  
**Kelly Chen**, Shanghai  
**Katrina Li**, Acadsoc, Shenzhen  
**Vera Yan**, Keyword Education, Shenzhen  
**Andy Chang'an Li**, Shenzhen Keyword Education, Shenzhen  
**Eli Yonetsugi**, Berlitz Global, Tokyo  
**Camille Nota**, Berlitz Japan, Tokyo  
**Yasuko Hirata**, Yokohama YMCA, Yokohama, Kanagawa

### **EUROPE**

**Agnietė Žukauskaitė**, Kalba.Lt, Lithuania  
**Ilona Wojciechowska-Nowaczyk**, British School Białotłęka in Warsaw, DoDoTOK, Poland  
**Alexandra Motrescu**, ALMO New Learning Concept, Romania  
**Cristina Mihalcea**, ROSENLAND Education Hub, Romania  
**Caroline Chapman**, Lacunza, International House, Spain  
**Pilar Moreno**, Lacunza, International House, Spain  
**Ursula Perrin**, Madison Place, Spain  
**Yolanda Muñoz Vivas**, Spain

### **LATIN AMERICA**

**Stella Maris Palavecino**, Buenos Aires English House, Argentina  
**Ma. Eugenia Dell'Osa**, Glasgow Kindergarten, Argentina  
**João Rodrigo Lima Agildo**, Colégio São Luís, Brazil  
**Helena Mesquita Bizzarri**, SESI Idiomas, Brazil  
**Juliana Tonini**, SESI Idiomas, Brazil  
**Carola Esquivel**, Colegio Verbo, Guatemala  
**Juana Pérez Varela**, Colegio Anáhuac de Cuautitlán, Mexico  
**Dafne Camarena Garay**, Colegio de San Ignacio de Loyola Vizcaínas, Mexico  
**José María Vázquez**, Instituto de Ciencias, Mexico

# Look and See 1

## Play. Learn. Make. Connect.

Explore, question, and create with *Look and See*, a 3-level series for very young learners of English.

Help learners understand how the world works with photos, video, and topics across real-world subject areas, featuring the National Geographic *Photo Ark*.

Show children how to work together with Games, Songs, and Value activities that promote play, curiosity, and understanding.

Give very young learners a strong language foundation and prepare them to read and write with lessons for phonemic awareness, grammar preparation, and prewriting practice.

Teach confidently with step-by-step lesson plans, extra teaching material, and digital classroom presentation support.

With Videos that show children the world up close and Projects that help them interact with it, *Look and See* has everything teachers need to deepen learners' understanding of the world and English.

### CEFR correlation

Pre-A1	A1
--------	----



Bringing the world to the classroom  
and the classroom to life

[ELTNGL.com/lookandsee](http://ELTNGL.com/lookandsee)

A PART OF CENGAGE

### Inside every *Look and See Student's Book*:

- Age-appropriate topics across multiple real-world subject areas
- Contextualized **Vocabulary** and game-based **Grammar Structure** presentation
- Fun and physical **Song** lessons with **Value** activities
- **Prewriting** practice and **Numbers** instruction
- Letter-sound recognition and reading preparation lessons for phonemic awareness
- Real-world **Video** lessons that promote meaningful language connections
- End-of-unit **Projects** that encourage students to create and show what they know



## PHOTOARK

JOEL SARTORE

Joel is a National Geographic photographer and founder of the *Photo Ark*. This project raises awareness of endangered animals in zoos and wildlife parks. Joel wants people to care for, fall in love with, and take action to help save these animals. A portion of the sales of this book supports the *Photo Ark*.

### AMERICAN ENGLISH

ISBN-13: 978-0-357-38097-0



9 780357 380970